



THE CASTLE COLLECTION

High performance Composite doors

July 2018

Creating grand entrances for beautiful homes



A beautiful entrance to your home will make a strong statement about your individual taste and set the tone for the rest of your property. Whether warm and welcoming or stylish and modern, the right door will transform your home and add instant kerb appeal.

A new door from the Castle Collection creates an instant and memorable impression as visitors enter your home, while you benefit from lower energy bills and enhanced security for complete peace of mind. When you choose to invest in replacement doors, make sure you choose a Castle Collection door.

What our customers say:



Mr & Mrs Williams

"We still can't believe the difference our door has made to our home. It looks beautiful and really stands out from the others in our neighbourhood"



Mr Archer

"The fact that I will never have to paint it and yet it will still look good for years was one of the main reasons I chose my new composite door."



Miss Ballinger

"My door has the traditional look of wood, but it's maintenance free and packed full of the security features I wanted."



John & Sadie Marsh

"We couldn't be happier with our new composite front door. The colour is amazing and it feels really sturdy compared to our old door."

Doors you'll want to come home to

Enhance the beauty of your home with an exterior door that combines the aesthetics of timber with all the benefits of modern materials. Great long-lasting looks and a reassuring 'clunk' when you close the door tells you immediately that not all doors are the same.



Made with you in mind


Made from glass reinforced polymer (GRP), our composite doors provide class-leading security and insulation standards, in a made-to-measure package that's virtually maintenance-free and as tough as nails.

With a vast range of styles, glazing options and design details to choose from, you can personalise your door completely – and once fitted, it will look sensational for years to come.

Good looks that last mean composite doors require no rubbing down, painting or varnishing and they won't swell, warp or rot, whatever the weather. They're also highly resistant to dents and scratches, so they'll look every bit as good in 5 or even 10 years' time.



Door construction



Make sure you're safe and secure

We want you to relax in the knowledge that choosing our composite doors means you have specified the best security possible for your home.

The reassuring 'clunk' when you shut the door tells you we mean business. Our Kitemarked hardware assures quality and a testing regime that simulates all forms of attack, including methods such as crow bar, sledge hammer and credit card, and guarantees deterrent over many years to come. Multipoint hooked door locks secure the door firmly and fast – top, middle and bottom – and specialist anti-bump cylinders will put off even the most determined unwelcome visitor to your home.

Tested to comply with the Security Standard PAS 24, the security we provide is positively recognised by leading British insurance companies.

Secured by Design



Official Police Security Initiative

Secured by design option available

Anti-Bump, Anti-Pick, Anti-Drill, Anti-Snap, Anti-Extraction.

It's time to choose your door



Arundel Beaumaris Carisbrooke Dartmouth Edinburgh Fraser Newark

Glenbuchat Ingmire Belfry St Andrews Johnstone Dovecote Stanley

Quatford Knaresborough Stirling Gleneagles

Lindisfarne Orford Harlech Back doors



External door colour (white inside)

Standard Colours

 Red Blue Green Black White

Foiled Colours

 Golden Oak Rosewood

Bespoke Colours

 Slate Grey Anthracite Grey Chartwell Green Cots Wold Clay Cream Irish Oak

*other premium door colours are available upon request

Frame Colour (white inside unless stated)

Foils

 Rosewood Golden Oak Irish Oak

Premium Foil

 Black Anthracite Grey Chartwell Green Cream

*Supplied with white external frame as standard.

Glass Patterns available on standard lead-time

Clear Stippolyte Cotswold

Autumn Contora

Further backing glass options may be available. Lead-times may vary.

Hardware Colour Options

Gold Black Chrome

Luxury Decorative Glazing Options



We are proud to present a fresh range of luxury decorative glazing options that is sure to greatly enhance the composite door of your choice.

Our brand new 'Monarch' and 'Wave' ranges are available with a choice of Modern 'Deco' coloured fused tiles or with a choice of a more Traditional 'Classic' fused tile.

Tiles come in a choice of red, blue, green or black to compliment a variety of composite door colour shades. In addition, a choice of a clear or crystal cut starburst bevels are also available.

Monarch and Wave finishing options

'Deco Tiles' 'Classic Tiles'

star / clear bevel red green blue black red green blue graphite

Deco Fused Tiles



Classic Fused Tiles



Clear Bevels



Luxury Decorative Glazing Options



Triple Glazing

Our 'Cameo' range is the height of luxury combining hand cut glass with a modern zinc finish and stunning crystal cut bevels. The stipple effect backing textures provides a great compliment to pattern glass. (Cameo design available in Composite side lights)

Arundel door



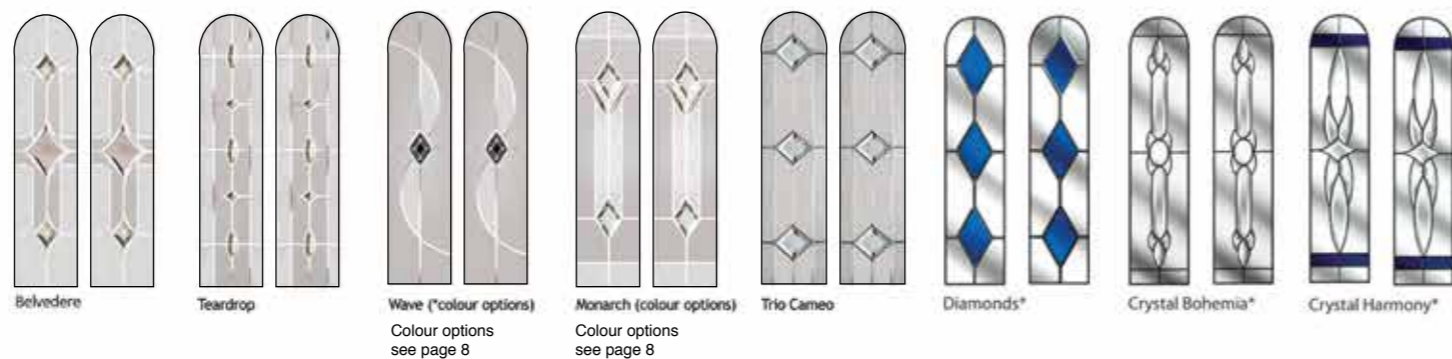
2 panel 2 arch

Featured left is a Green colour door with Wave glass and Gold hardware

On the right is a Cotswold colour door with Monarch glass with Blue Classic Tile and Chrome hardware



Available glass designs



Beaumaris door



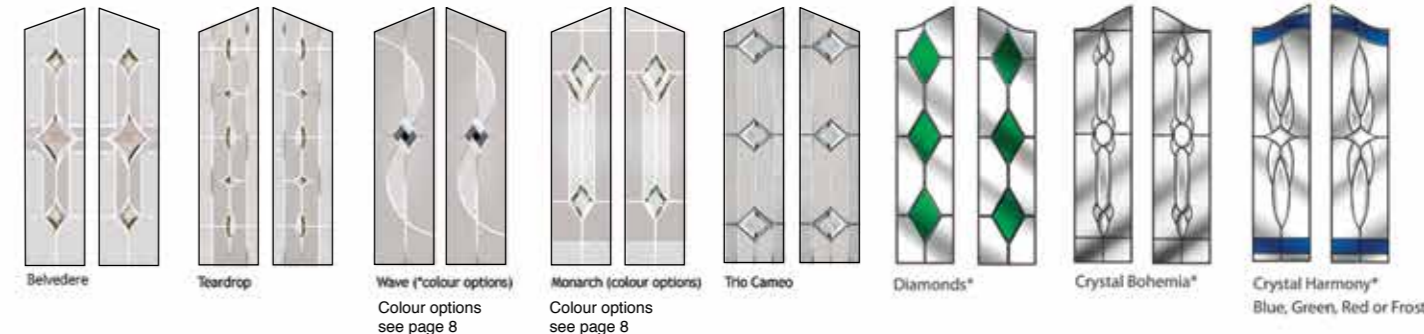
2 panel 2 angle

Featured left is a Rosewood door with Belvedere glass and Gold hardware

To the right is a mulberry coloured door with Trio Cameo glass and Chrome hardware



Available glass designs



Carisbrooke door

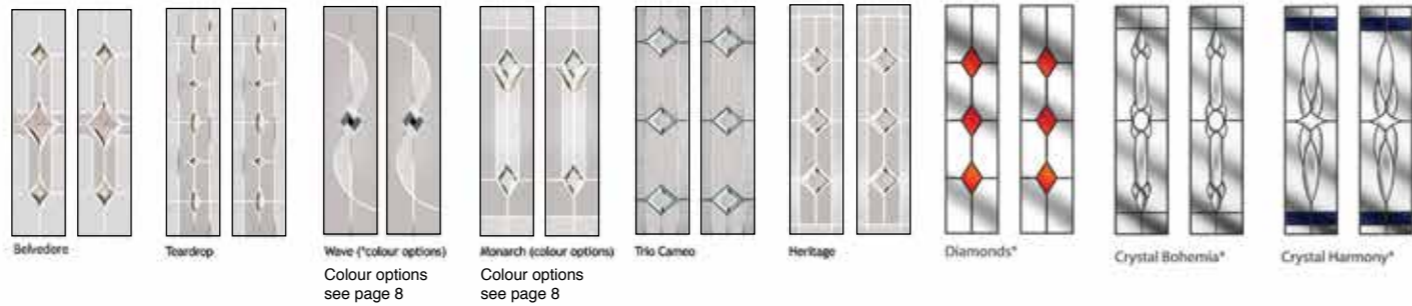


2 panel 2 glazed
 Featured left is a Black door with
 Trio Cameo glass and Chrome hardware

 To the right is a Blue coloured door with
 Heritage glass and Chrome hardware



Available glass designs



Dartmouth & Johnstone door



4 panel 1 arch
 Featured on the left is an Oak door
 with Cameo Glass and Gold hardware

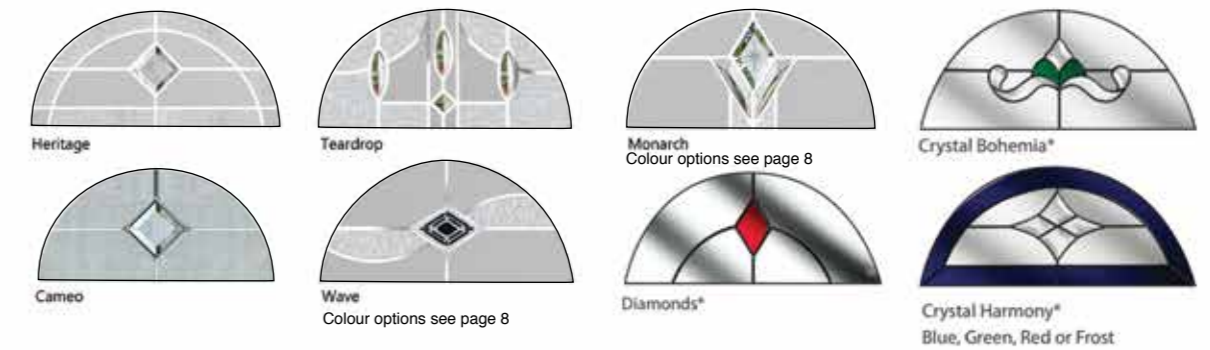
 In the centre we have a Red Johnstone
 style door with Gold hardware

 On the right we have a Chartwell
 Green door with Wave glass
 and Chrome hardware

Johnstone



Available glass designs



Edinburgh door



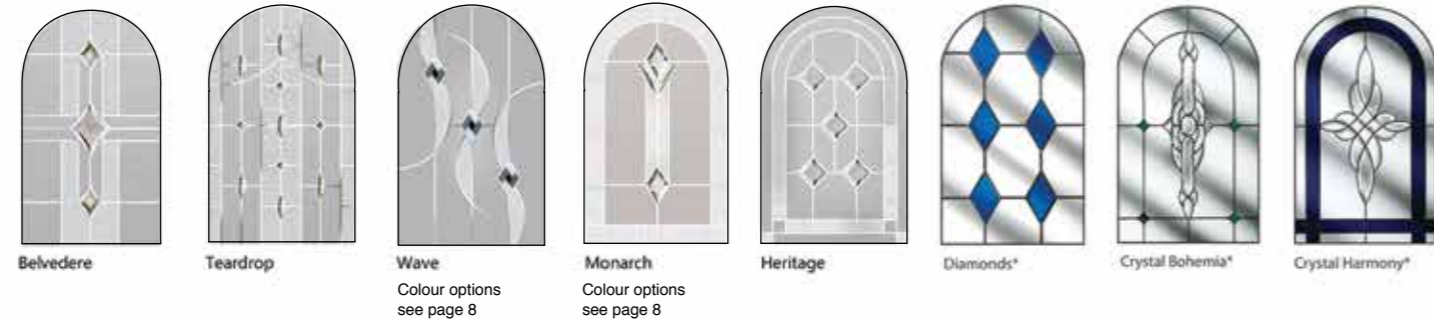
2 panel 1 arch

The door featured to the left is in modern Nimbus Blue shown with Wave glass featuring Classic Blue tiles and Chrome hardware

On the right is a Rosewood door with Belvedere glass and Gold hardware



Available glass designs



Fraser door



2 panel half Glazed

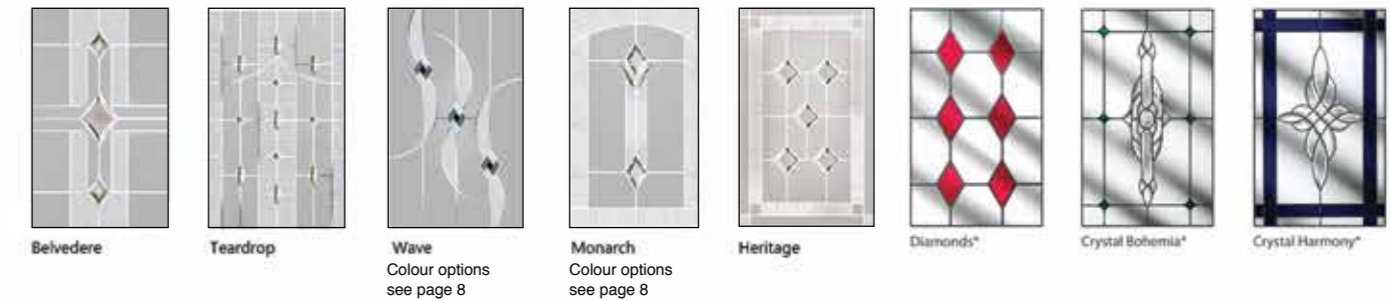
On the left is a door in Red with Wave glass and Chrome hardware

Featured on the right is a door in modern Cream shown with Monarch glass featuring Clear glass bevels and Chrome hardware

This door can work equally well as a front or back door



Available glass designs



Glenbuchat door

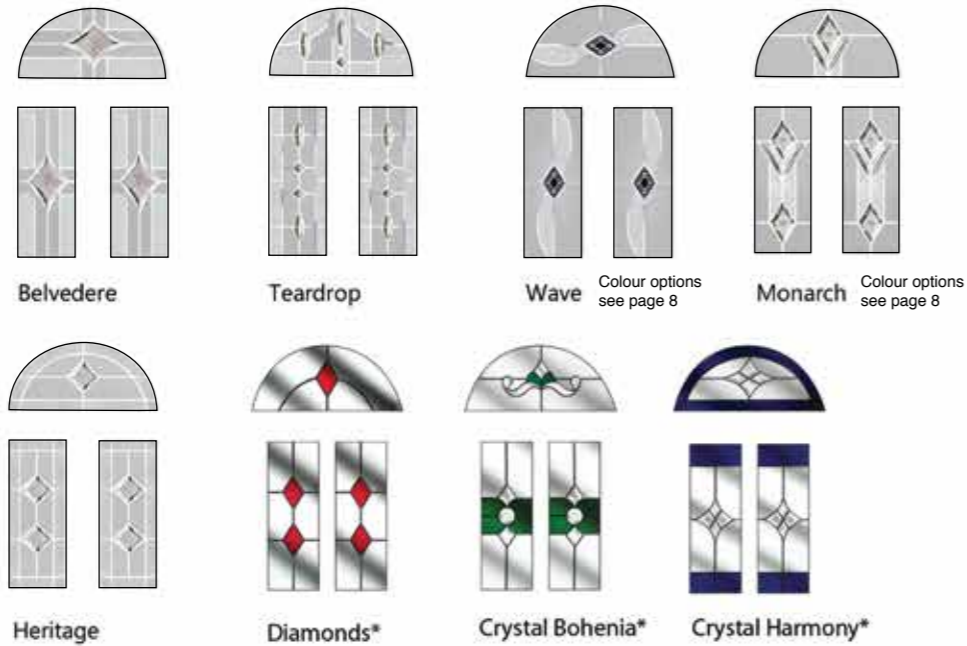


2 glazed 1 arch
 Featured on the left is a door in modern Military Grey shown with Heritage glass and Chrome hardware

On the right is a Green door with Monarch glass and Chrome hardware



Available glass designs



Ingmire, Orford & Harlech doors



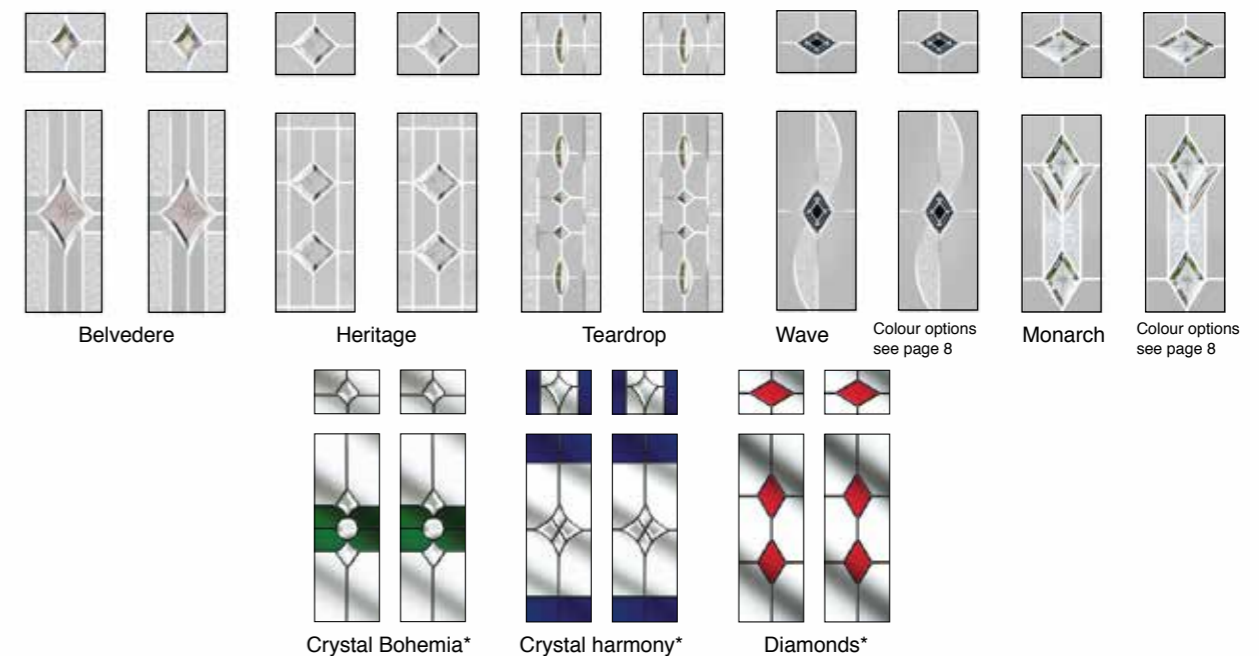
4 panel 2 glazed
 Featured left is a black Orford door with Monarch glass and classic Graphite Tiles and Chrome hardware

In the middle is a Clay coloured Harlech door with Chrome hardware

On the right is a Red Ingmire style door with Wave glass and Chrome hardware



Available glass designs



Harlech

Ingmire

Orford

Belfry door



Cottage 1 Glazed

Featured left is a White coloured Belfry door shown with Bullion glass and Chrome hardware

Centre is an Anthracite Grey coloured Belfry door with Monarch glass and Chrome hardware

Right is a Black Coloured Newark (Solid T&G) with Chrome hardware

Available glass designs




Belvedere



Monarch

Colour options see page 8



Teardrop



Wave

Colour options see page 8



Bullion



Clear



Stippolyte



Cotswold



Autumn



Contora

St Andrews door



3 panel 1 glazed

Featured left is an Oak door with Teardrop glass and Gold hardware

On the right is a Chartwell Green door with Minster glass and Chrome hardware

Available glass designs



Clear



Stippolyte



Cotswold



Autumn



Contora




Teardrop



Monarch

Colour options see page 8



Wave

Colour options see page 8

Dovecote door

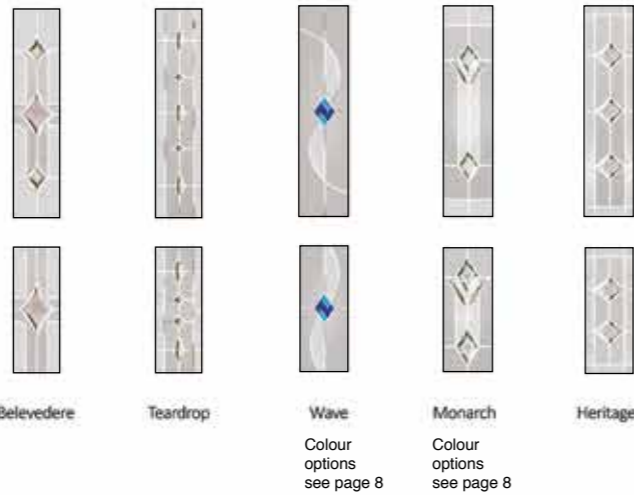


Cottage 2 glazed

Featured on the left is a Black door shown with Wave glass and Chrome hardware

On the right is a Cotswold Blue door with Monarch glass and Chrome hardware

Available glass designs



Available as left, right or centre models

Stanley door



Cottage Long 1 glazed

Featured left is an Anthracite Grey Stanley door, left glazed with Stipplite Glass and Pull Handle

On the right is a Cotswold coloured Solid Stanley Door with Pull Bar

Bottom right shows Chartwell Green Stanley Glazed doors as left, centre and right glazed with Teardrop glass

Available glass designs



Stanley Solid



Available as left, right or centre models

Stanley Glazed

Quatford door



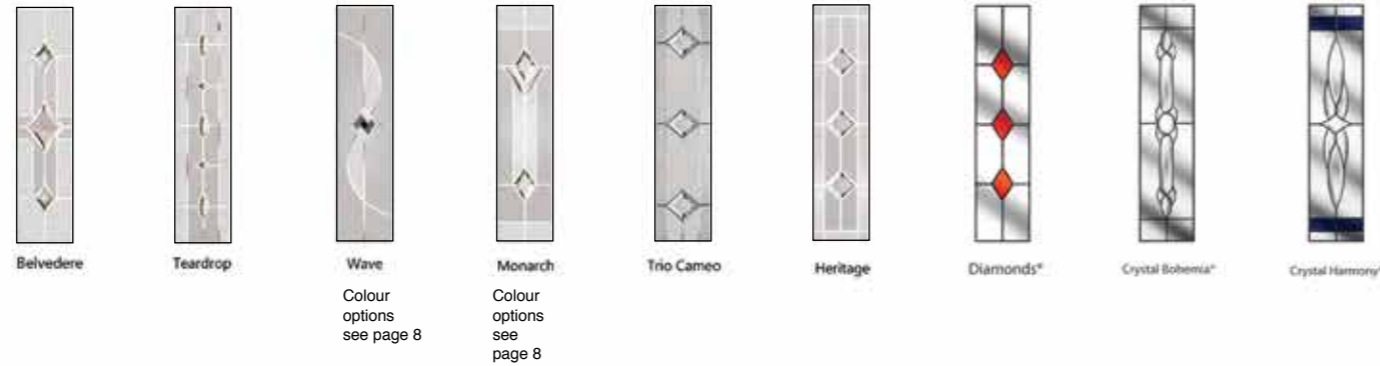
Cottage 1 glazed

Featured on the left is a Cotswold Blue door shown with Cameo glass and Chrome hardware

On the right is a Black door with Wave glass and Chrome hardware



Available glass designs



Knaresborough door



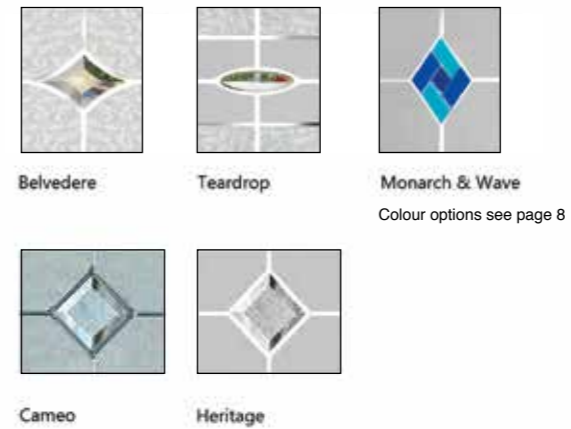
Cottage 4 glazed

The Knaresborough door on the left is featured in Anthracite Grey and shows the Cameo triple glazed glass design and Chrome hardware

On the right is a Mulberry coloured door shown with Monarch and Wave glass with black tiles and Chrome hardware



Available glass designs



Available as left, right or centre models

Stirling door



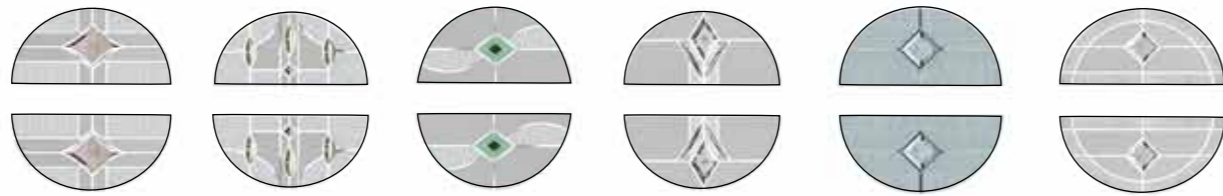
Cottage panel 2

Featured on the left is a Chartwell Green door shown with Wave glass with Deco green fused tile and Chrome hardware

On the right is a standard green coloured door with Cameo glass and Chrome hardware



Available glass designs



Belvedere

Teardrop

Wave

Colour options see page 8

Monarch

Colour options see page 8

Cameo

Heritage

Lindisfarne door




Cottage 1 glazed

Featured left is a Black door shown with Monarch glass with Deco black tile and Chrome hardware

On the right is a Red door with with Teardrop glass and Chrome hardware



Available glass designs



Belvedere

Wave

Colour options see page 8

Teardrop

Monarch

Colour options see page 8

Heritage

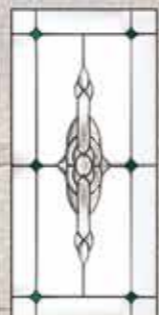
Gleneagles door



Gleneagles Door

This door option works equally well as a front or back door. The large 3/4 glass area allows light to flood the hallway of any home

Door left shows an Anthracite Grey door with Crystal Bohemia and Grey Diamonds



Crystal Bohemia*



Crystal Harmony*



Diamonds*

Available glass designs



Clear



Stippolyte



Cotswold



Autumn



Contora

Other obscure patterns are available

Lindisfarne & Fraser doors



Lindisfarne


Back Doors

Back doors are available in both standard and premium colours with a choice of obscure glazing options as shown


Left hand door is shown in Oak with Minster glass and Gold hardware

Right hand door is shown in White with Integral blind and Chrome hardware


Available glass designs



Clear




Stippolyte



Cotswold



Autumn



Contora

Shown with Enclosed mini blind

Fire door



Fire Doors

Our fire doors carry the same aesthetics and high performance as our standard product range, but are manufactured to fully comply with Building Regulations and have been independently tested in accordance with BS 476 , Part 22, for a 30 minute fire rating.


Designed for your property

Our fire doors have been designed for all types of properties, whether they are flats, shared entrances, or multiple entrance homes where building regulations stipulate that fire rated doorsets are required.

Some key benefits include


- ✓ Virtually maintenance free and long lasting.
- ✓ Made from UV colour stable GRP that will not crack, fade, peel or flake.
- ✓ Resistant to warping, twisting or bowing and will not dent.
3 Secure and durable.
- ✓ 10-year guarantee.

External Door Colour (white inside)



White Red Green Blue Black Oak Rosewood

Frame Colour (white inside)



Plain White Oak Rosewood

Specifications



Door Handles

Door handles are available in Lever/Lever and Lever Pad split spindle configurations (see page 30 for colour options). Our products are subject to continuous improvement and occasionally we may change the hardware without prior notification. This will not affect the overall door specification.

Anti Bump Cylinder

Anti manipulation cylinders are fitted as standard and are available in brass or nickel. To accompany this, a cylinder guard is used to prevent any unauthorised removal or snapping.

Additional Information*

Letterbox positions are shown for decorative purposes only – actual letterbox positions need to be confirmed upon order.

All doors shown as external view.

*Colour options available for this type of glass. Actual aperture positioning may differ from images shown in the brochure.



Hardware

Choose a door that's as individual as you are

With our composite doors comes the opportunity to customize your door to exactly the style you want through the specification of hardware.

From spy holes to hinges, letter plates to numerals and let's not forget the knockers – we offer a chance for you to truly personalize your new door.

Glass adds personality to your door whilst colour, style and finish ensure the ability to complement and enhance any house. With 168 options on style and finish and hundreds more hardware and glass combinations we're confident you'll find the door you want.



Pull bars

Lever Handles



Chrome Gold Black

Black Antique handle



D Handle



Knockers



Chrome Gold Black With Spyhole



1200mm Pull Bar Inline Handle Standard 1200mm Pull Bar Offset Handle 1200mm Square Pull Bar Handle

Accessories



Letterbox



Spy Hole

Colour Options



Black



Gold



Chrome



Cylinder pull - outside



Square knocker - Stainless Steel


Environment



Doing your bit for the environment - and your pocket

We're sure our composite door is a product you'll warm to, especially as it provides up to six times more thermal insulation than a traditional timber door.

Independent testing shows you can expect a composite door to last for up to 35 years – typically longer than any other type of external entrance door with significantly lower maintenance costs than more traditional solutions.



Door Type	Expected Life (Years)	Maintenance
Softwood Door	25	Paint, 5 Years
Hardwood Door	35	Paint, 5 Years
Steel Composite Door	30	Wipe Clean
PVC Composite Door	25	Wipe Clean
GRP Composite Door	35	Wipe Clean
PVC Panel Door	20	Wipe Clean

Information from HAPM (Housing Association Provident Mutual) and BRE (Building Research Establishment).



All the information in the brochure is provided for guidance only and is given in good faith, but without warranty or guarantee of any kind, whether implied or expressed. All colours, grain direction and mouldings are a visual representation only. We cannot guarantee a slab and frame colour match due to manufacturing and processing procedures. Please ask for a sample if you would like to see actual colours.